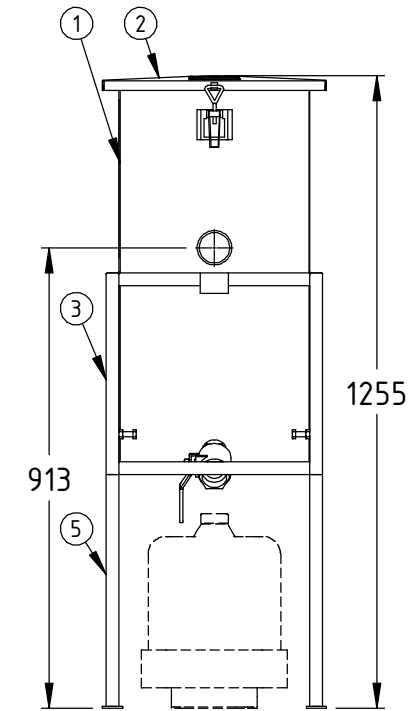
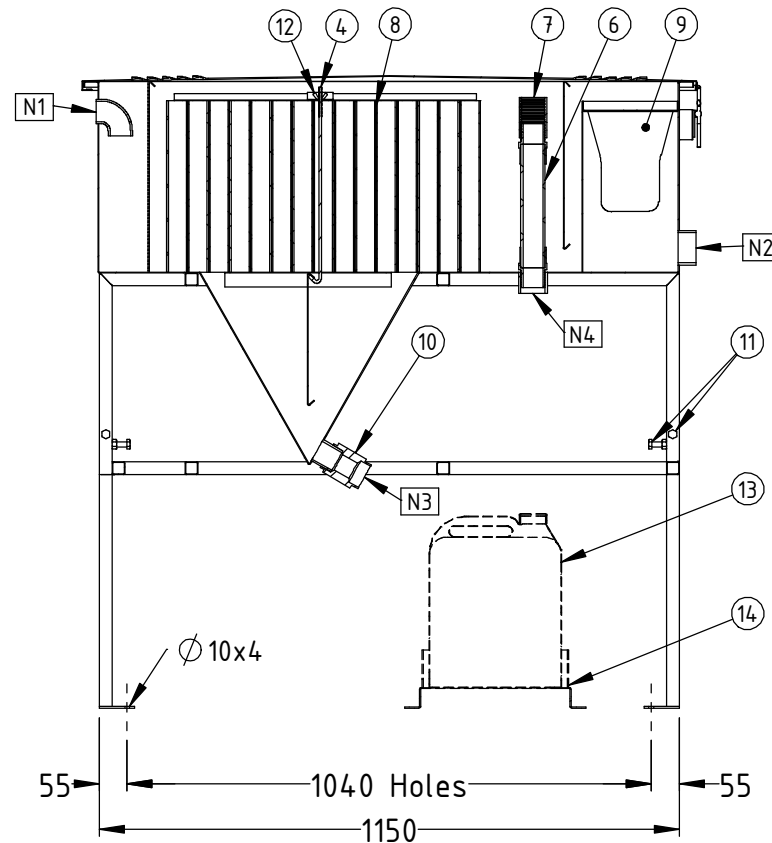
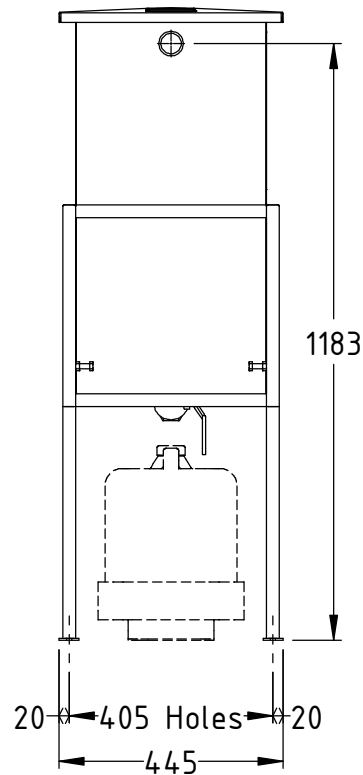
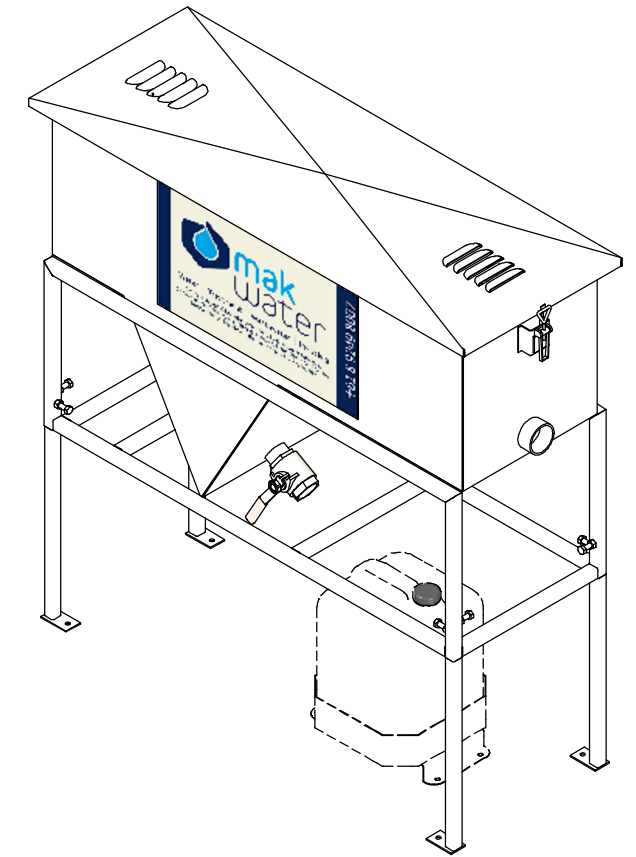
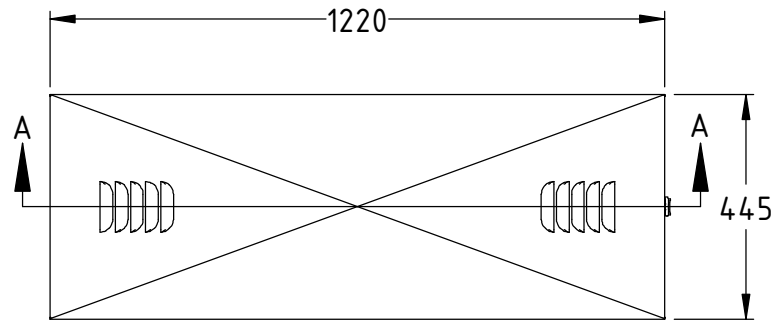


Item No.	Description	Qty.	MAK Part No.	MAK Dwg No.
1	Vessel Body	1	Z3100218	MAKOWS-015-VM-001
2	Vessel Lid	1	Z3100219	MAKOWS-015-VM-002
3	Vessel Stand	1	Z3100220	MAKOWS-015-VM-003
4	Tube Pack Hold-down Set	1	Z3100221	MAKOWS-015-VM-004
5	Stand Leg	4	Z3100212	MAKOWS-STD-VM-001
6	Skimmer Pipe	1	Z3100213	MAKOWS-STD-VM-002
7	DN40 PVC Coupling	1	FP-ADMI-40MM	-
8	Tube Pack	1	SP-BLCK-CL	-
9	Bag Filter	1	FI-P200	-
10	DN40 Gate Valve Brass	1	V50000101	-
11	M10 Bolt 316SS	8	Z5100002	-
12	M6 Wing Nut 316SS	1	Z5100155	-
13	Oil Reservoir (Optional Line Item)	1	PK-BOTL-WOR20	-
14	Oil Reservoir Stand (Optional Line Item)	1	MF-STND-WOR	MAKOWS-STD-VM-003

Dry Mass: 70kg
Operating Mass: 210kg

Nozzle Schedule		
Nozzle No.	Description	Connection Type
N1	Raw Water Supply	DN40 BSP(F) Connection
N2	Filtered Water Out	DN50 BSP(F) Connection
N3	Vessel Drain	DN40 BSP(F) Connection
N4	Skimmed Oil Drain Out	DN40 BSP(F) Connection

Note: Connecting pipework from nozzles to be supplied by others.



Reference Drawing No.	Reference Drawing Title	Rev	Date	Description	Notes	DRN	CHK	APP	Paper Size: A3
MAKOWS-STD-VM-003	Oil Reservoir Stand Fabrication Drawing								
MAKOWS-STD-VM-002	Skimmer Pipe Fabrication Drawing								
MAKOWS-STD-VM-001	Stand Leg Fabrication Drawing								
MAKOWS-015-VM-004	Tube Pack Hold-down Set Fabrication Drawing								
MAKOWS-015-VM-003	Vessel Stand Fabrication Drawing								
MAKOWS-015-VM-002	Vessel Lid Fabrication Drawing								
MAKOWS-015-VM-001	Vessel Body Fabrication Drawing	0	3/05/2016	Issued for Construction	-	RG	JM	PF	



Standard Product: CL1.5 Oil Water Separator
CL1.5 Oil Water Separator Assembly
General Arrangement Drawing
CM.CL1.5SNP.304

All dimensions in mm Scale: 1:15
Commercial in Confidence
Sheet 1 of 1
Client Document No.:
MAK Document No.: MAKOWS-015-VA-001
Rev: 0