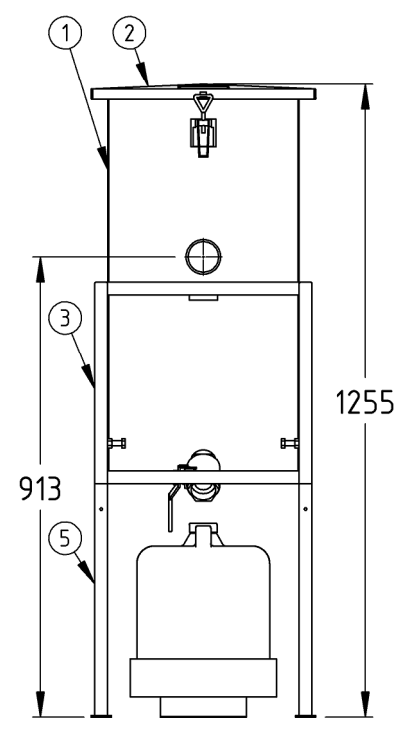
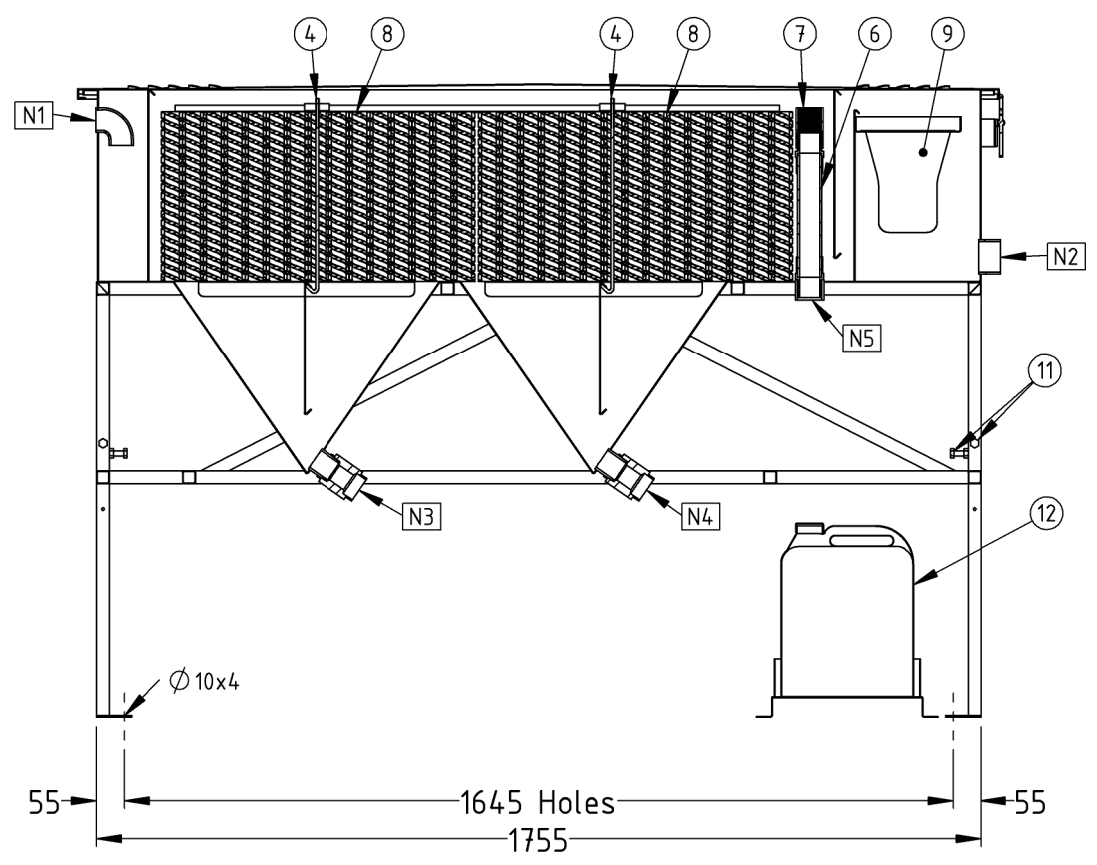
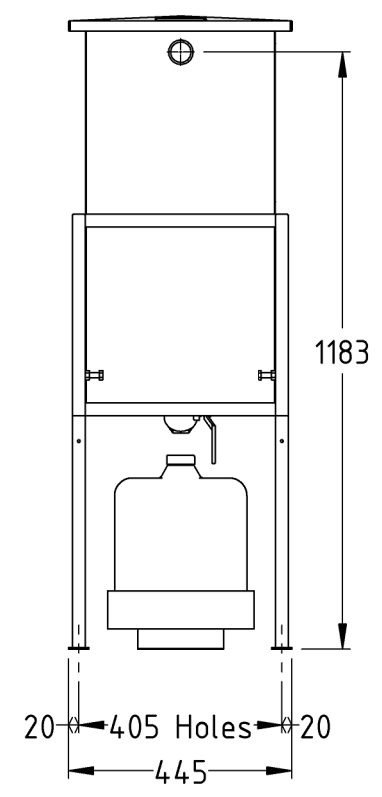
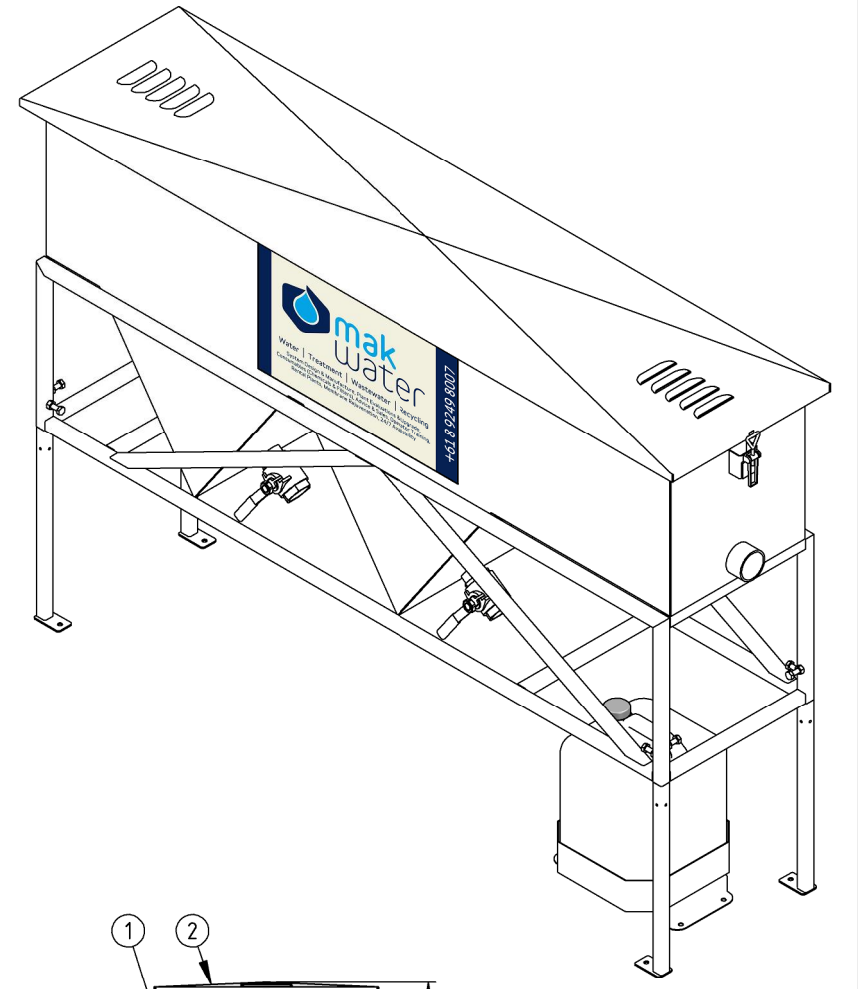
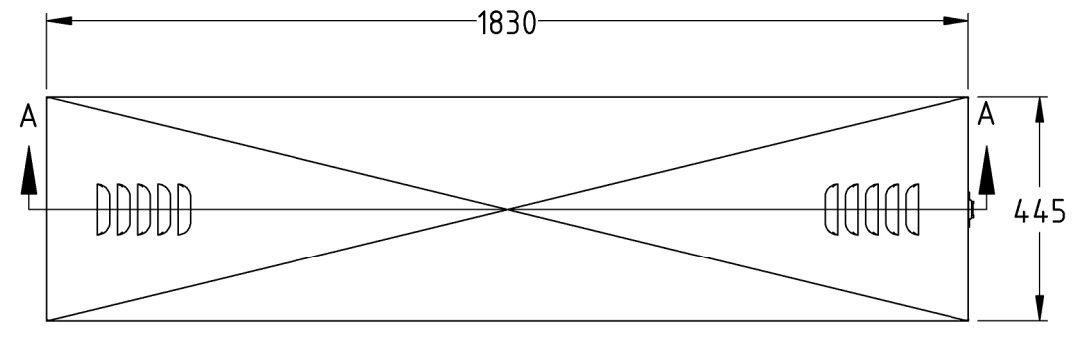


Item No.	Description	Qty.	MAK Part No.	MAK Dwg No.
1	Vessel Body	1	Z3100208	MAKOWS-030-VM-001
2	Vessel Lid	1	Z3100209	MAKOWS-030-VM-002
3	Vessel Stand	1	Z3100210	MAKOWS-030-VM-003
4	Tube Pack Hold-down Set	1	Z3100211	MAKOWS-030-VM-004
5	Stand Leg	4	Z3100212	MAKOWS-STD-VM-001
6	Skimmer Pipe	1	Z3100213	MAKOWS-STD-VM-002
7	DN40 UPVC Coupling	1	FP-ADMI-40MM	-
8	Tube Pack	2	SP-BLCK-CL	-
9	Bag Filter	2	FI-P200	-
10	DN40 Gate Valve	2	V5000368	-
11	M10 Bolt	8	Z5100002	-
12	Oil Reservoir	1	PK-BOTL-WOR20	-
13	Oil Reservoir Stand	1	MF-STND-WOR	MAKOWS-STD-VM-003

Dry Mass: 130kg
Operating Mass: 430kg

Nozzle Schedule		
Nozzle No.	Description	Connection Type
N1	Raw Water Supply	DN40 BSP(F) Connection
N2	Filtered Water Out	DN50 BSP(F) Connection
N3	Vessel Drain 1	DN40 BSP(F) Connection
N4	Vessel Drain 2	DN40 BSP(F) Connection
N5	Skimmed Oil Drain Out	DN40 BSP(F) Connection



SECTION A-A

Reference Drawing No.	Reference Drawing Title
MAKOWS-STD-VM-003	Oil Reservoir Stand Fabrication Drawing
MAKOWS-STD-VM-002	Skimmer Pipe Fabrication Drawing
MAKOWS-STD-VM-001	Stand Leg Fabrication Drawing
MAKOWS-030-VM-004	Tube Pack Hold-down Set Fabrication Drawing
MAKOWS-030-VM-003	Vessel Stand Fabrication Drawing
MAKOWS-030-VM-002	Vessel Lid Fabrication Drawing
MAKOWS-030-VM-001	Vessel Body Fabrication Drawing

Rev	Date	Description	Notes
0	24/03/2016	Issued for Construction	-

mak water
a mak water company

Scale: 1:15

Commercial in Confidence

Paper Size: A3

Standard Product: CL3.0 Oil Water Separator
CL3.0 Oil Water Separator Assembly
General Arrangement Drawing
CM.CL3.0SSNP.304

Sheet 1 of 1
Client Document No.:
MAK Document No.: MAKOWS-030-VA-001
Rev: 0